



Home Office



Logging into the portal



Logging into the portal

Please follow this link to access the [Prevent duty trainer portal](#). It's recommended that you bookmark this URL for future convenience.



HM Government

The screenshot shows the login page for the Prevent duty trainer portal. The page has a purple header and a dark purple background. On the left, the text reads: "Prevent duty trainer portal", "Welcome to the Prevent duty trainer portal.", and "This resource has been designed for approved trainers to access resources and materials to deliver Prevent duty training in a classroom-based setting or webinar." On the right, the "Login" section includes the instruction "Enter your email address and password.", an "Email address" input field, a "Password:" input field, a "Login" button, and a "[Forgotten your password?](#)" link.

Login instructions:

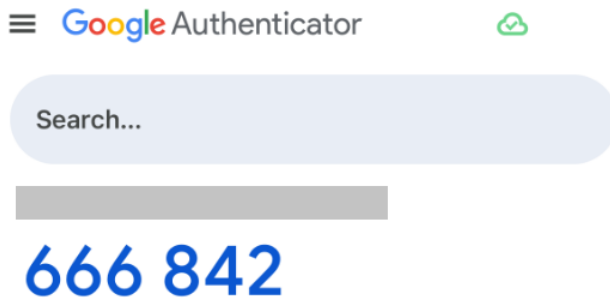
1. On the login page, input your email address and password.
2. Press the Login button to proceed.

Multi-Factor Authentication (MFA):

- Upon reaching the MFA page, you are required to enter a six-digit code.
- This code can be retrieved from your Google Authenticator app (if you've opted in) or via email (if you've opted out).



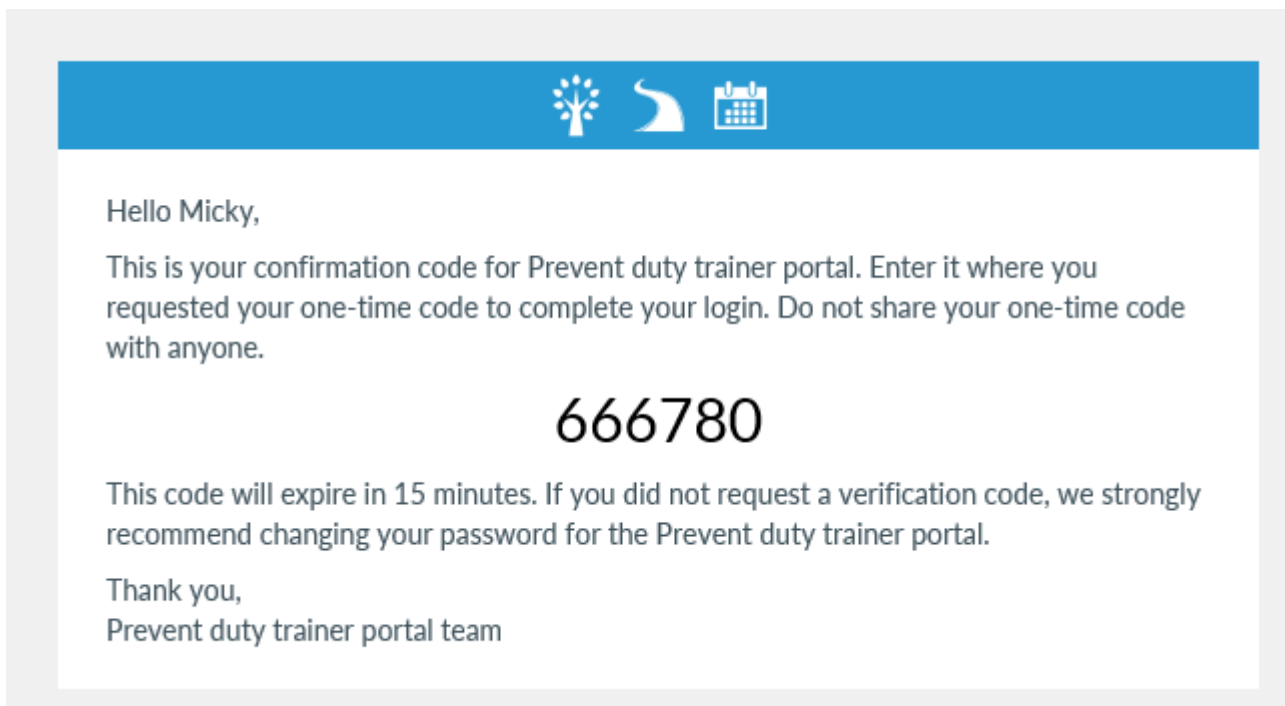
For Google Authenticator app users (Opt-In):



Open the app to find your verification code.

For email verification code users (Opt-Out):

Check your inbox for an email from noreply@prevent-trainer-portal.homeoffice.gov.uk containing the code.



Entering the code:

Multi-Factor Authentication page (opt-in)

The screenshot shows the HM Government logo and the text "HM Government" in the top left corner. The main heading is "Multi-Factor Authentication" with the instruction "Enter the six digit code from your authenticator app". Below this are six input fields labeled "1st digit" through "6th digit". A link for "Need help?" is located below the first input field. At the bottom right, there are two buttons: "Cancel" and "Verify".

On the MFA page, submit the six-digit code from the Google Authenticator app and select **Verify** to authenticate.

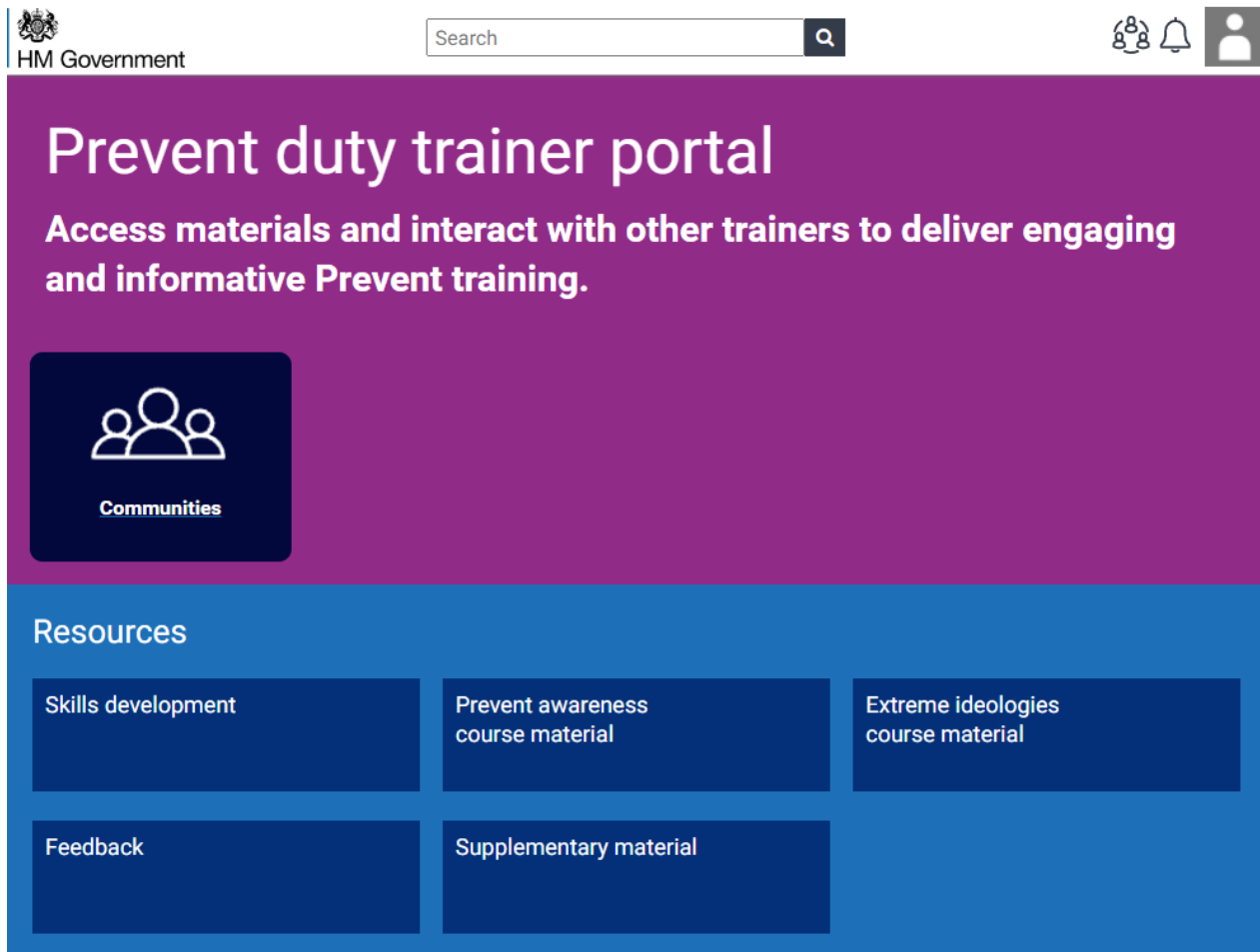
Multi-Factor Authentication page (opt-out)

The screenshot shows the HM Government logo and the text "HM Government" in the top left corner. The main heading is "Check your email for a code" with the instruction "We've sent a 6-digit code to [redacted] The code expires in 15 minutes". Below this are six input fields labeled "1st digit" through "6th digit". A link for "Resend code?" is located below the first input field. At the bottom right, there are two buttons: "Cancel" and "Verify".

If you've opted out of the app, your email address will be shown on the MFA page. The code sent to your email will expire after 15 minutes.

Should the code expire, select the **Resend code** link to receive a new one.

Completing the login process:



The screenshot shows the homepage of the Prevent duty trainer portal. At the top left is the HM Government logo. A search bar is located in the top center. On the top right are icons for a group of people, a bell, and a user profile. The main header area has a purple background with the text "Prevent duty trainer portal" and "Access materials and interact with other trainers to deliver engaging and informative Prevent training." Below this is a dark blue button with a white icon of three people and the text "Communities". The "Resources" section is a blue area containing five dark blue buttons: "Skills development", "Prevent awareness course material", "Extreme ideologies course material", "Feedback", and "Supplementary material".

Once verified, you will be directed to the homepage.

How to logout:

The screenshot shows the 'Prevent duty trainer portal' interface. At the top left is the 'HM Government' logo. A search bar is located at the top center. On the top right, there are icons for a group of people, a bell, and a profile icon. A dropdown menu is open from the profile icon, titled 'Profile & Settings'. The menu items are: 'Log Out' (highlighted with an orange border), 'Profile Settings' (with a 'Change' link), and 'Help' (with a 'View' link). Below the header is a purple banner with the text 'Prevent duty trainer portal' and 'Access materials and interact with other trainers to del and informative Prevent training.' A dark blue button with a group icon and the text 'Communities' is visible. Below the banner is a blue section titled 'Resources' containing five dark blue buttons: 'Skills development', 'Prevent awareness course material', 'Extreme ideologies course material', 'Feedback', and 'Supplementary material'.

To log out, select the **Profile** icon at the top right corner and choose **Log Out** from the dropdown list. You will be redirected to the login page.